

An Integration of Multicultural Perspective in Musical Theatre Education Using Pattern Mining

Jialin Li¹, and Hyuntai Kim^{1*}

¹Department of Music, College of Arts and Physical Fitness, Sejong University, Seoul, 05006, South Korea.

*Corresponding author: Hyuntai Kim. Email: kimht@sejong.ac.kr

Received: May 21, 2025 Accepted: March 01, 2026

Abstract: Inclusivity, diversity, and universal consciousness are some of the challenges that have made multicultural approaches to musical theatre education very significant. Nevertheless, the current methods do not tend to be systematic and evidence-based in terms of measuring and improving cultural representation in educational resources. This paper suggests a new model that would integrate the principles of multicultural education with pattern mining methods to study and enhance the learning context in the musical theatre. The suggested methodology will involve a heterogeneous data set of scripts, song lyrics, performance logs and student feedback to the addition of cultural factors: language, traditions and element of style. Preprocessing of data involves the process of converting raw data to an organized form that can be analyzed. Pattern mining techniques, such as frequent pattern mining, association rule mining, and clustering, are then used to detect latent relationships that exist between cultural factors and engagement of students. The findings disclose that there are considerable differences in the cultural representation and indicate that there are some cultural categories that are highly connected to the increased degree of participation and interaction among students. These patterns are further supported by visualization methods including bar charts, engagement graphs, heatmaps, that allow understanding in detail multicultural dynamics within the dataset. The effectiveness of cultural integration is measured with the help of quantitative measures, such as diversity score, engagement score, support, and confidence. The results suggest that pattern mining would be used to identify prevalent and underrepresented elements of culture in order to build more balanced and inclusive curricula. The framework suggested provides a solvable and information-based method of improving the teaching of musical theatre by bringing cultural diversity to student involvement. To sum up, this study has added a new interdisciplinary framework that connects multicultural pedagogy with artificial intelligence and can offer a lot of important information to the design of effective adaptive, and inclusive learning teaching in performing arts education.

Keywords: Multicultural Education; Musical Theatre; Pattern Mining; Educational Data Mining; Cultural Analytics; Student Engagement; Data-Driven Learning; Inclusive Curriculum.

1. Introduction

Traditionally, musical theatre education is constituted by hegemonic Western discourses, performance models, and instructional practices, which tend to restrain the expression of multiple cultural identities and attitudes. Over the past few years, the increased focus on multicultural education has made the necessity of incorporating various cultural manifestations into the learning process apparent to encourage inclusivity, creativity and global consciousness in students [1], [2]. Multicultural education facilitates the awareness of

various cultural practices, languages, and arts and thus making their cognitive and social well-being more productive [3], [4].

In the sphere of performing arts and especially musical theatre, the incorporation of multicultural outlook is very important in terms of extending artistic scope and facilitating cultural awareness. It has been demonstrated that inclusive and culturally responsive teaching in arts education have led to increased student engagement and better learning results and the acquisition of critical thinking skills [5],[8]. Nonetheless, after these improvements, there are numerous musical theatre curricula that are yet to implement systematic methods of assessing and embracing a wide array of cultural material.

Simultaneously, the development of artificial intelligence and educational data mining has become an extremely active field that allows exploring new opportunities in the analysis of educational material and student interaction. Learning Analytics and Educational Data Mining (EDM) allow uncovering the latent patterns and relationships in the large educational data sets to gain insights about student behavior, engagement and learning performance [9]–[11]. Mining techniques have been extensively applied in association rule, clustering, and pattern analysis to name but a few to help in recognition of meaningful trends and data-driven decision-making in educational systems [12], [13]. Moreover, the latest advances in machine learning and explainable AI have contributed to the increased effectiveness and interpretability of such methods of analysis when used in the educational setting [14], [16].

Concurrently, the advent of the digital humanities and cultural analytics made it easier to use computational means to process artistic and cultural data. The methods help researchers analyze the trend in cultural content, artistic performance, and audience interaction through data-driven methods [17], [19]. The application of artificial intelligence in creative arts education has also revealed that it can facilitate innovation, personalization and inclusivity in the artistic learning environment [20], [22]. Also, the machine learning-based cross-cultural data analysis has also offered new insights into how different cultural aspects are represented and interact with each other [23], [25].

Although these developments have occurred, there still exists a major gap in the research on the application of pattern mining technique to analyze and integrate multi-cultural perspectives with musical theatre education particularly. The literature has been broadly divided into research on multicultural pedagogy and research on data-driven educational analysis with few attempts to harmonize these fields into a single conceptualization.

Consequently, this paper suggests a combination of multicultural education principles and pattern mining, which can be applied to music theatre teaching analysis and improvement. The purpose is to define common cultural trends, assess the diversity of representation, and make evidence-based considerations to facilitate inclusive curriculum development. In this way, the research has a contribution to the practice of education and the computational analysis itself as it can provide a new conceptual framework of the incorporation of cultural diversity based on intelligent data analysis.

2. Literature Review

2.1. Multicultural Perspectives in Musical Theatre Education:

Multicultural education has also become an important paradigm of ensuring inclusivity and equity as well as cultural awareness in modern education systems. It focuses on the incorporation of the various cultural identities, histories and artistic expressions into the teaching and learning processes to equip the students to be a part of the globalized society [1], [2]. According to scholars, culturally responsive teaching does not only result in better academic attainment but also leads to an improvement in the social and emotional growth of students as it makes their cultural identities and experiences count [3], [4].

Within the context of performing arts education, especially musical theatre, multicultural views have an important part in expanding the artistic representation and teaching methods. The education of traditional musical theatre has tended to be along Western canons, mostly concentrated on the traditions of Broadway and Eurocentric performance. Such a small circle of interest prevents the introduction of the students to the world of artistic expressions and denies the students a chance to learn together [5], [6]. This has led to an

increasing demand of decolonizing theatre education by introducing a wide range of narratives, performance styles and cultural traditions into the curriculum.

Recent reports note that the incorporation of multicultural material in teaching drama and in theatre adds value to the engagement of students, creative thinking, and critical skills. The aim of inclusive theatre is to allow the students to be exposed to a variety of cultural identities and worldviews, and through it, have a more comprehensive interpretation of the performance art [7], [8]. The example is using non-Western music, multilingual performances, and storytelling with cultural variety will enable the students to gain a greater understanding of world artistic traditions and at the same time enhance their teamwork and interpretative abilities.

Moreover, multicultural teaching and learning in the musical theatre education promotes the growth of intercultural competence that is becoming a primary skill in the XXI century. As is suggested in the international education systems, students exposed to different cultural manifestations are able to develop empathy, flexibility, and cross-cultural communications skills [4], [5]. The competencies are especially applicable to performing arts, in which collaboration, expression, and interaction with the audience are of core learning elements.

Although the significance of multicultural integration is acknowledged, the available literature demonstrates that it is still being applied in musical theatre education inconsistently and in an unstructured manner. A great number of educational institutions do not have systematic schemes to make assessments of the level of cultural diversity in their curricula or how cultural diversity affects learning outcomes among students. This shortcoming shows the necessity to approach analytically the problems of assessing and improving multicultural representation of educational content objectively.

Also, most of the previous studies in this area have been based on qualitative research design including case studies, interviews and observation. Although such methods are informative, they are not very scalable and generalizable. The quantitative and data-driven methods of analyzing the trends in cultural inclusion and student engagement in the field of musical theatre learning are sparsely utilized. This knowledge gap indicates that computational approaches, including pattern mining, are required to find patterns and relationships in multicultural educational data in a processual manner.

To conclude, the literature confirms that multicultural views play an important role in enhancing musical theatre education through inclusiveness, active involvement, and global consciousness. Nevertheless, there is still a burning necessity of frameworks that are structured and data informed and can help to effectively integrate and assess cultural diversity in this field. The need to fill this gap is the basis of the current research, which aims at integrating the principles of patterns mining with multicultural education to enhance the teaching of musical theatre.

2.2. Pattern Mining and Educational Data Analytics:

The swift development of the data-driven technologies has had a tremendous impact on the sphere of education where researchers and educators can now examine the vast amounts of educational data to make a more informed choice. Learning Analytics and Educational Data Mining (EDM) have become significant fields that work towards deriving meaningful patterns in student data, learning materials, as well as, learning settings [9], [10]. The methods can offer significant information on the student behavior, engagement and performance and thus enable individual and adaptive learning models.

Pattern mining, which is one of the fundamental tools in the data mining, is essential in determining relationships that are hidden and occurrences that are inherent in the complex data. It is the finding of common patterns, associations and correlations between variables that can be applied to know about the underlying trends in educational situations [12]. Association rule mining is one of the most popular methods in the field that reveals the nature of relationships between variables, i.e., the relationship between the ways of teaching and the level of student engagement [12]. The rules help the educators to determine the most effective combinations of teaching strategies and learning resources.

Besides association rule mining, clustering methods are also widely applied in grouping the students or learning behaviors with similarities. Clustering enables the researcher to see specific patterns of learning,

group students based on the level of engagement, and detect outliers in education data sets [13]. The method is especially helpful when it comes to the study of various learning behaviors in multicultural educational institutions where students of different cultural backgrounds can show diverse learning preferences and styles of participation.

In addition, predictive and adaptive analysis is now possible thanks to machine learning methods that have helped to increase the functionality of pattern mining. One can utilize supervised and unsupervised learning models to anticipate student results, categorize the learning behaviors, and reveal hidden patterns in learning data [13], [14]. Recent research proved that machine learning-based methods can contribute a lot to the precision and scalability of educational data analysis and are considered appropriate when working with large and complicated datasets [14]. Also, the explanation of artificial intelligence (XAI) has made these models more interpretable, enabling educators to comprehend the logic of analytical outcomes more effectively [16].

Learning analytics is a complement to the pattern mining as it aims at measuring, gathering, and analyzing the learner data to streamline the education processes. It offers real-time student engagement and performance insights that allow performing timely interventions and designing curricular decisions based on data [14], [15]. Multimodal learning analytics extends this functionality by making use of other types of data (text, audio, performance measures, etc.) which are especially pertinent in education in performance arts [15].

Although pattern mining and other educational data analytics have been applied widely in other fields, limited studies have been done on the application of analytics in the area of performing arts and musical theatre education. Majority of the current research is on conventional academic topics, with relatively limited on the creative disciplines where data might be more complex and less organized. Also, no studies have been found that use pattern mining to test the cultural representation and diversity in educational material.

This drawback indicates the necessity of a more specific method that accommodates the specifics of the musical theatre education in terms of using pattern mining methods. This kind of approach should consider not only quantitative data (e.g., performance scores, participation rates) but also qualitative aspects (e.g., cultural themes, artistic styles). Pattern mining, when combined with these dimensions, will be able to present a comprehensive picture of the impact that multicultural factors have on student interest and learning performance.

To conclude, pattern mining and educational data analytics are effective methods to reveal patterns that were not recognized before and assist with the making of data-driven decisions in the sphere of education. Nevertheless, their implementation within the framework of multicultural musical theatre education has not been studied yet. The fact that this gap exists is a major opportunity to come up with new methodologies that can be used in integrating computational analysis with artistic and cultural assessment.

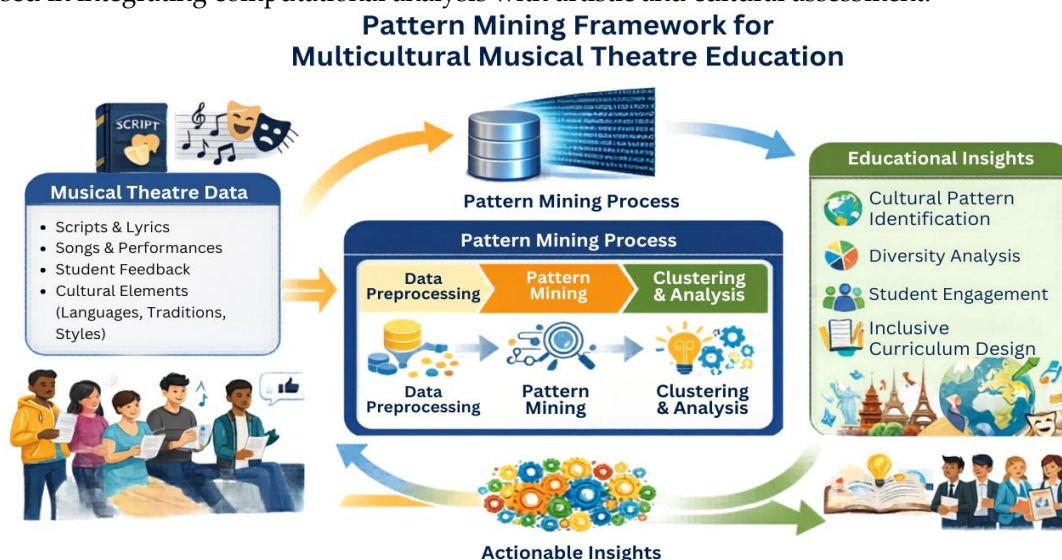


Figure 1. Framework for applying pattern mining to analyze multicultural elements in musical theatre education.

2.3. AI and Cultural Analytics in Arts Education:

Artificial intelligence (AI) use in art education presented the new possibility of studying creative and cultural texts in a different way. The AI-based methods, especially in the cultural analytics sphere, allow to study the artistic data, such as the performance aspects, textual storylines, and audience engagement, in a systematic manner [17][18]. Through these, researchers are able to go beyond the conventional qualitative analysis and embrace data-based methods in order to comprehend trends in cultural representation.

Cultural analytics is the application of tools of computing analysis to the study of cultural artifacts and artistic expressions on a large scale. Through the application of text mining, machine learning, and visualization of data, the researchers will be able to extract similarities in cultural themes, stylistic differences, and cross-cultural impact on artistic content [19][21]. When applied in teaching arts education, these methods offer significant information on the ways various cultural aspects are integrated into the curricula and performances.

Besides, AI applications to creative arts education have portrayed a great potential in the promotion of personalization and inclusivity. Smart systems have the capability of analyzing student interactions and performance data, as well as content diversity, to prescribe culturally diverse learning materials and adaptive pedagogies [20][22]. This assists in the creation of more inclusive educational settings that are representative of cultural diversity in the world.

Other recent researchers also put stress on the significance of the cross-cultural data analysis to comprehend the connections between various cultural factors. By revealing unknown correlations between cultural themes, styles of performance, and student engagement, machine learning models can assist educators to create more balanced and representative curricula [23][25].

Although these developments have taken place, AI-cultural analytics in the education sector of musical theatres are not widely applied. The available literature has not exhaustively considered how such methods can be applied in order to assess and improve multicultural integration in performing arts education in a systematic manner. This demonstrates the necessity of an integrated model that would integrate AI-based analysis and multicultural pedagogy.

Table 1. AI Techniques for Cultural Analysis in Arts Education

Technique	Application in Arts Education	Outcome
Text Mining	Script / lyrics analysis	Cultural themes detection
Clustering	Student behavior grouping	Learning patterns
Pattern Mining	Cultural element relationships	Hidden trends
Machine Learning	Engagement prediction	Personalized learning

AI-Based Cultural Analytics Framework for Arts Education

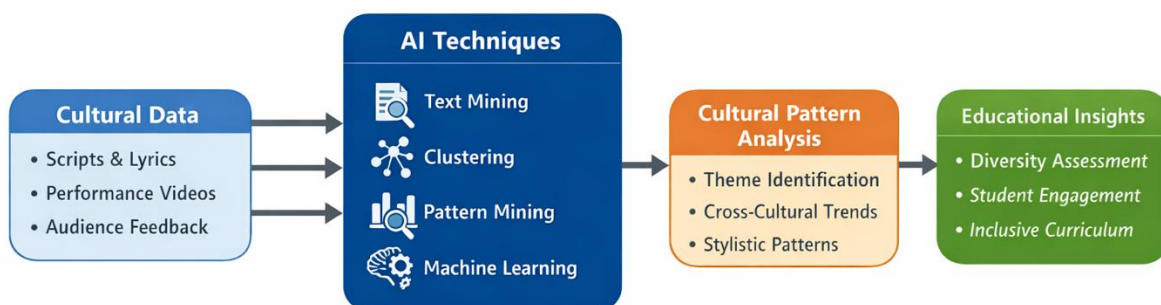


Figure 2. AI-Based Cultural Analytics Framework for Arts Education.

The figure shows the suggested model of incorporating the methods of artificial intelligence into the process of cultural analysis in arts education. It shows the direction of the cultural data sources, e.g., scripts, performance videos, and audience feedback, to the AI-oriented methods such as text mining, clustering, pattern mining, and machine learning. These methods allow the analysis of cultural patterns such as

identification of themes, cross-cultural trends, and stylistic patterns that lead to the ultimate provision of educational implications connected to the assessment of diversity, student engagement, and inclusive curriculum development.

3. Methodology

3.1. Overall Framework of the Proposed Approach

The suggested methodology presents an all-encompassing and data-based approach towards incorporating pattern mining procedures into the multicultural musical theatre education. The main goal of the framework is to analyze the different cultural aspects, which are inherent in musical theatre data in a systematic way and to get useful patterns that can be used to make inclusive, adaptive, and evidence-based curriculum design. The methodology fills the multicultural pedagogy and computational analytics gap and entails qualitative cultural representation and quantitative data analysis.

The framework commences with the procurement of a heterogeneous information based on several sources in the musical theatre learning. These sources comprise scripts, lyrics of songs, performance tapes, and feedback of students, as well as clearly established cultural qualities, the language, the traditions, the stylistic features. These attributes play the role of ensuring that the artistic and cultural aspects are covered thus giving a holistic representation of content in multicultural. Its dataset is organized in a manner that it enables both categorical and numerical analysis, thus permitting sophisticated techniques of computation.

In order to measure the distribution of cultural content quantitatively, frequency-based analysis is carried out. This analysis quantifies the presence of every element of the culture in the dataset and gives a review of strong and weak cultures. The frequency of a cultural aspect is stipulated as:

$$\text{Frequency}(c_i) = \frac{N(c_i)}{N_{total}} \times 100$$

where $N(c_i)$ represents the number of occurrences of a specific cultural element c_i , and N_{total} denotes the total number of records. This metric enables the identification of imbalances in cultural representation.

After the acquisition of the data, a preprocessing stage is used to convert raw data into an organized and analyzable format. This stage involves cleaning of data, tokenization (when dealing with textual data like scripts and lyrics), normalization and feature extraction. The textual features can be illustrated by the keywords, themes, and semantic patterns, whereas performance type, language and involvement indicators can be viewed as the structured data features. Preprocessing guarantees the consistency of data, minimizes noise, and increases the validity of the further analysis.

A diversity measure is presented in order to evaluate the inclusiveness of the entire dataset. Diversity score is calculated as:

$$\text{Diversity Score} = \frac{|\mathcal{C}|}{N_{total}}$$

where $|\mathcal{C}|$ represents the number of distinct cultural categories present in the dataset.

Pattern mining methods are the primary analytical element of the framework. The use of frequent pattern mining is done to recognize the frequency patterns of cultural and performance combinations.

Association rule mining is applied to reveal the relationships among variables, including the association between certain cultural styles and the level of student engagement. Clustering methods are used to identify specific patterns of student interaction and cultural material which are clustered to identify specific behavioral and learning clusters.

In order to measure the power and importance of patterns found, common measures like support and confidence are applied. The support of an association rule is given as:

$$\text{Support}(A \rightarrow B) = \frac{N(A \cap B)}{N_{total}}$$

where $N(A \cap B)$ represents the number of records containing both elements A and B . The confidence of the rule is calculated as:

$$\text{Confidence}(A \rightarrow B) = \frac{N(A \cap B)}{N(A)}$$

$$\text{Support}(A \rightarrow B) = \frac{N(A \cap B)}{N_{total}}$$

where $N(A \cap B)$ represents the number of records containing both elements A and B . The confidence of the rule is calculated as:

$$\text{Confidence}(A \rightarrow B) = \frac{N(A \cap B)}{N(A)}$$

These metrics allow the identification of strong and meaningful relationships between cultural features and educational outcomes.

In addition, student engagement is quantitatively evaluated using an engagement score that integrates multiple indicators such as participation, interaction, and feedback:

$$\text{Engagement Score} = \frac{P + I + F}{N_{students}}$$

Where P , I , and F represent participation, interaction and feedback measures, respectively. The measure helps to understand the effect of various cultural aspects on student engagement and education.

The last step of the framework is the interpretation of extracted patterns and calculated metrics to produce action oriented educational insights. These insights consist of identifying cultural patterns, analyzing diversity, and evaluating the engagement and providing the inclusive curriculum design recommendations. The framework allows teachers to make decisions based on data that will help them better represent culture, increase student engagement, and promote equitable learning environments.

All in all, the suggested methodology offers a solid and scalable way of incorporating multicultural interpretation into the musical theatre education with the help of pattern mining. Through integrating computational methodology and the cultural analysis, the framework offers an innovative and interdisciplinary remedy to the progressive goals of encompassing and intelligent education systems.

Table 2. Step-by-step overview of the proposed pattern mining methodology for multicultural musical theatre education.

Step No.	Stage	Description
1	Data Collection	Multicultural musical theatre data collect kiya jata hai (scripts, songs, feedback, cultural elements)
2	Data Preprocessing	Data ko clean, organize aur analysis ke liye prepare kiya jata hai
3	Pattern Mining	Data me se hidden patterns aur relationships identify kiye jate hain
4	Clustering & Analysis	Similar patterns aur behaviors ko group aur analyze kiya jata hai
5	Educational Insights	Cultural patterns, diversity aur student engagement samajhi jati hai

3.2. Data Collection and Dataset Description:

The data collection step constitutes an important element of the proposed framework because it gives the basis of data on which patterns mining and multicultural analysis are to be done. A heterogeneous dataset in this study is created as an integration of various sources of data of musical theatre education. The dataset will be made to represent artistic as well as cultural aspects to make sure that the multicultural views are well represented.

The gathered information is divided into four main sources, which are musical theatre scripts, song lyrics, performance records, and student feedback. To have an interaction based and content-based learning environment, these sources are chosen. Also, such cultural attributes of language, traditions, and stylistic features are explicitly annotated to make the cultural analysis easier.

Every data point of the dataset corresponds to one performance or learning activity and is related to several features. These characteristics consist of categorical and numerical variables, which allow using the pattern mining and statistical analysis methods.

3.3. Dataset Variables

The data that will be used in this research paper is the result of the union of textual, categorical, and numerical variables that are expected to represent both the cultural and educational dimensions in the musical theatre activity. Textual data are script and lyric content, and they are subjected to thematic and semantic pattern analysis. The main characteristics assigned to categorical variables will include the type of performance (e.g., solo, group, classical, modern), language (e.g., English, Urdu, Chinese), and cultural category, and style of art (e.g., Broadway, folk, contemporary). Moreover, numerical and ordinal variables are also included to assess the student engagement, such as student participation, interaction level (low, medium, high), feedback scores on a set scale (1 to 5). These variables are impactful together to achieve a full pattern mining and manage to analyze multicultural representation and student interaction.

Table 3. Dataset Structure and Variables

Variable Name	Type	Description
Script/Text Content	Text	Scripts and lyrics used in performances
Performance Type	Categorical	Type of musical theatre performance
Language	Categorical	Language used in the performance
Cultural Category	Categorical	Cultural origin (e.g., Western, Asian, Local)
Style Type	Categorical	Artistic style of the performance
Student Participation	Numerical	Number of participating students
Interaction Level	Ordinal	Engagement level (Low, Medium, High)
Feedback Score	Numerical	Student rating (1–5 scale)

Basic Dataset Statistics: The dataset overview requires the calculation of fundamental statistical measurements. The average participation and feedback score calculation is performed through the following method.

$$\text{Average Participation} = \frac{\sum_{i=1}^n P_i}{n}$$

$$\text{Average Feedback} = \frac{\sum_{i=1}^n F_i}{n}$$

where P_i represents student participation and F_i represents feedback score for each record.

Additionally, cultural distribution is analyzed using frequency:

$$\text{Cultural Distribution} = \frac{N(c_i)}{N_{total}} \times 100$$

Such methods help differentiate the top and low-level cultural groups of interest in one given dataset.

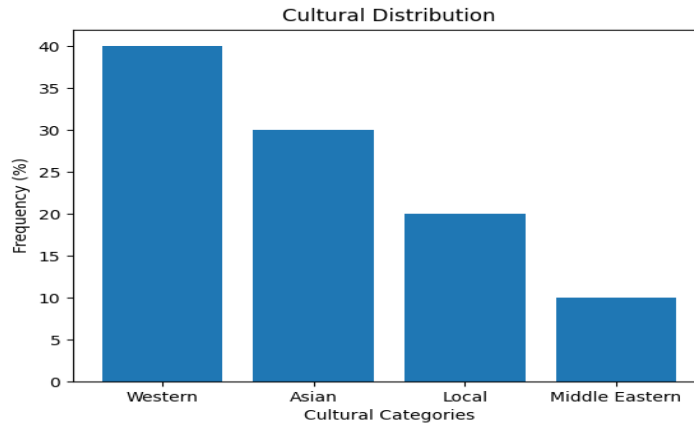


Figure 3. Cultural distribution across different categories showing representation diversity.

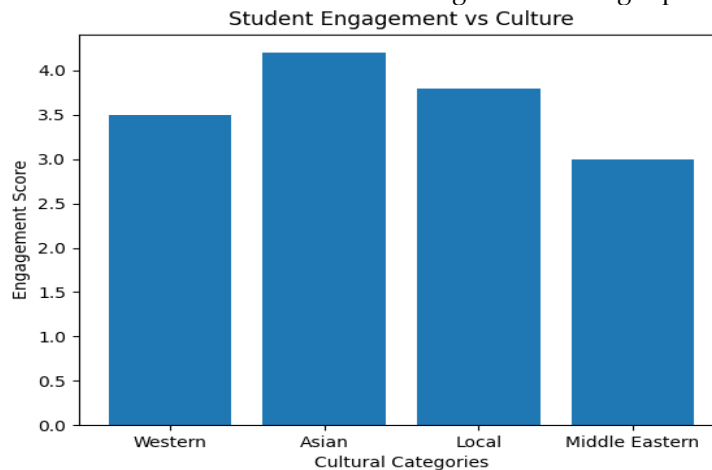


Figure 4. Student engagement levels across cultural categories highlighting variation in participation.

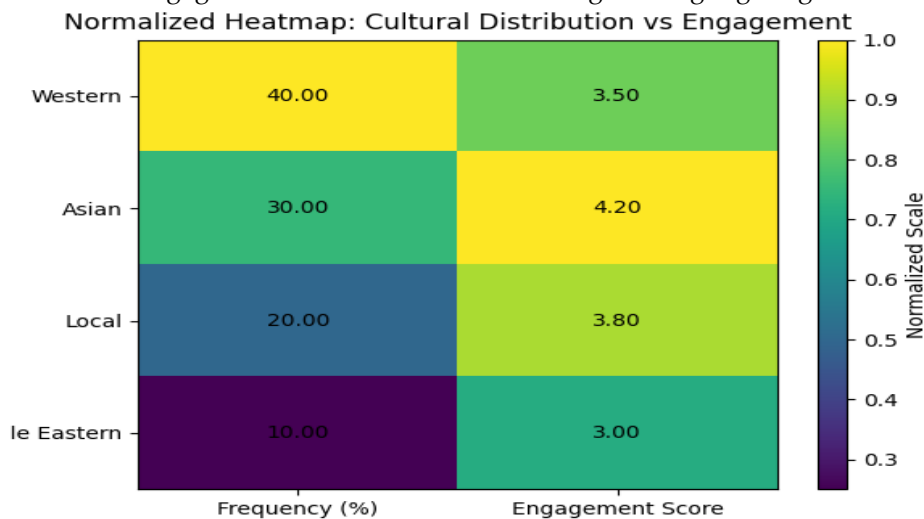


Figure 5. Heatmap that would depict the correlation between the distribution of cultures and the student engagement in various cultural groups in the normalized form. The visualization shows frequency and engagement differences, which makes a comparison between multicultural representations possible.

3.4. Data Preprocessing:

The pre-processing of the data is very important in the determination of quality, consistency, and usability of the gathered data in the pattern mining and analytical modeling. As the dataset will comprise of

heterogeneous data types, i.e., textual, categorical and numerical data, preprocessing is necessary to convert raw data into a structured and analyzable format.

The preprocessing pipeline starts with data cleaning, in which unfinished, inconsistent, or duplicate records will be determined and eliminated. The absence of values in the variables, including feedback scores or the level of interaction, is addressed with the help of the relevant methods, like mean imputation or the substitution of the categories. This step will guarantee the accuracy of the dataset and reduce noise that can have an adverse effect on pattern discovery.

Text preprocessing, as an extension of cleaning, is done to script and lyric data. It involves tokenization, stop word elimination, lowercasing and stemming or lemmatization. The methods allow the mining of valuable textual information and enhance the effectiveness of pattern mining algorithms. Also, extraction of key words is conducted in order to determine prevailing cultural themes and semantic patterns in the textual information.

Then, data transformation and encoding are done to change categorical variables to machine readable formats. Variables like language, cultural category, and performance type are encoded with the use of techniques that may be label encoding or one-hot encoding. Numerical variables such as the scores in participation and feedback are normalized in a fashion that the scaling of the features is the same across features.

In order to make the process of analysis more efficient, feature selection is conducted to select the most interesting variables in the pattern mining. Unimportant or redundant elements are eliminated to make the dimensions smaller and enhance the computational speed. It is especially significant when dealing with textual data that is of high dimensions.

Moreover, data integration is an approach used to integrate various data sources such as scripts, performances and feedback into a single dataset. This combined dataset allows the overall analysis of correlations between cultural factors and student engagement.

Lastly, the processed data is organized in a manner that is compatible with pattern mining algorithms, which is to say that it is compatible with association rule mining and clustering. The preprocessing phase goes a long way in enhancing the quality of the data and provides the baseline of the meaningful and correct pattern extraction.

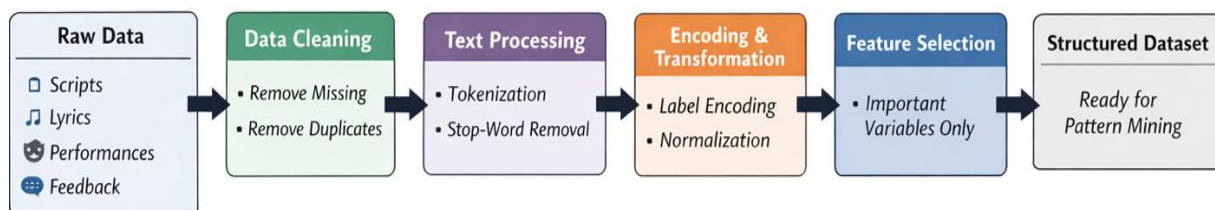


Figure 6. Data preprocessing pipeline illustrating the transformation of raw multicultural musical theatre data into a structured dataset suitable for pattern mining and analysis.

3.5. Pattern Mining Techniques:

The analytical component of the proposed structure relies on the use of the pattern mining techniques to derive the meaningful relationships and regular structures out of the multicultural musical theatre data. Pattern mining makes it possible to derive concealed patterns in complex datasets, which makes it possible to better understand the cultural representation and how the latter influences student engagement.

Three major methods are used in this research; these are frequent pattern mining, association rule mining and clustering analysis. These methods are chosen because they can be used to deal with both categorical and numerical educational data.

Clustering Analysis: Clustering methods are employed to combine similar data instances using common properties. The clustering is used in this research to draw patterns in the student activity and cultural interaction.

Variables include: the grouping of students or performances based on:

- cultural category

- performance type
- engagement score

A distance-based grouping (commonly referred to as distance-based clustering) is a commonly used clustering method where data elements are compared using distance measures such as Euclidean distance:

$$d(x, y) = \sqrt{\sum_{i=1}^n (x_i - y_i)^2}$$

Clustering enables the identification of distinct groups, such as highly engaged students associated with specific cultural styles.

Pattern Analysis and Interpretation: In order to provide the relevance and quality of the extracted patterns, the threshold values of the support and confidence are set. Patterns with such thresholds can only be regarded as significant. This action minimizes noise and makes sure that patterns that are identified are valuable and implementable.

The patterns obtained are read and deciphered within the framework of the multicultural education. To improve the curriculum design, as an example, they can use a rule that says that a certain cultural style results in greater engagement. Likewise, the clustering outcomes can show evidence of the lack of a cultural representation and areas to be improved.

The integration of frequent pattern mining, association rule mining, and clustering provides a comprehensive analytical framework for understanding multicultural dynamics in musical theatre education. These techniques enable the extraction of meaningful insights that support data-driven decision-making, enhance student engagement, and promote inclusive educational practices.

4. Results and Discussion

4.1. Cultural Distribution Analysis

The cultural distribution analysis gives a necessary insight into the way various cultural factors are manifested in the musical theatre dataset. To determine the ratio of different categories of the cultures, a frequency-based analysis was used, and the findings were presented in Figure X.

Figure 7 in the bar chart indicates how the cultural categories are distributed as Western, Asian, Local amongst others. The findings show that some of the cultural categories prevail over the dataset, whereas others are rather underrepresented. This imbalance implies that the musical theatre education, as it is, can still be compromised by the selective preferences of culture and does not allow exposing students to a variety of artistic traditions.

Quantitative measurements of cultural distribution are taken through the equation as given below:

$$\text{Cultural Distribution} = \frac{N(c_i)}{N_{total}} \times 100$$

where $N(c_i)$ represents the frequency of a specific cultural category and N_{total} denotes the total number of records in the dataset. This metric enables a normalized comparison across different cultural groups.

Based on the results that were observed, it is clear that the two cultures and the prevailing cultures offer more contributions to the dataset with minority cultural representation being minimal. This skewed distribution has a direct effect on the diversity score that was determined in the methodology section, and one should have more balanced cultural integration.

The results reveal the need to include more cultural aspects in musical theatre training. Such an equal distribution would not only increase the cultural inclusivity but would also expose students to more artistic and learning experience.

All in all, the cultural distribution discussion presents major discrepancies in the representation, which promotes the need to provide data-driven solutions to enhance diversity in musical theatre education.

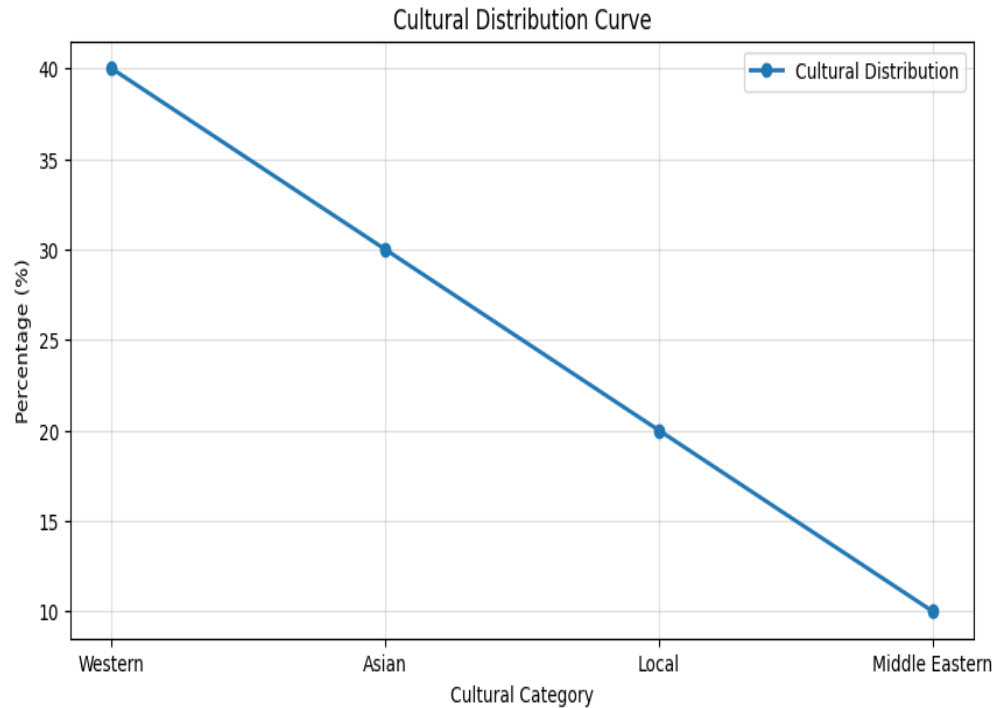


Figure 7. Cultural distribution curve showing the percentage representation of different cultural categories in the musical theatre dataset.

4.2. Student Engagement Analysis:

The engagement of students is an important aspect used to assess the efficacy of multicultural musical theatre education. Engagement in this study is considered among various cultural classes in order to know how cultural diversity affects the student participation, interaction and general learning experience.

The levels of engagement are measured with the help of the engagement score that is presented in Section 3, and the score includes the participation, interaction, and feedback measures. Figure 8 provides the results and demonstrates the differences in engagement scores that are based on cultural categories.

It can be observed that the level of engagement does not apply to all cultural groups. Some cultural categories show better scores on engagement, which means that they have more student interest and interaction. This difference indicates that culturally relevant and familiar material is a major factor that leads to increased involvement of students. On the other hand, reduced use of certain categories of cultures can be a sign of few familiarities, or lack of representation, and this will denote the field that has to be promoted.

The engagement score is computed by the use of the following equation:

$$\text{Engagement Score} = \frac{P + I + F}{N_{students}}$$

where P represents participation, I represent interaction, and F feedback obtained with students.

The findings also show that the engagement is directly affected by multicultural integration. The cultural content that appeals to the backgrounds or gets the students to new thrilling perspectives is likely to result in better participation and interaction rates. This observation justifies the essence of integrating various cultural aspects in musical theatre education.

Besides, the analysis of engagement demonstrates the efficacy of pattern mining methods to determine the relationships between cultural content and student behavior. Through the trends in engagement, teachers are able to design curricula that are culturally diverse and interesting to the learners, thus enhancing the overall learning outcomes.

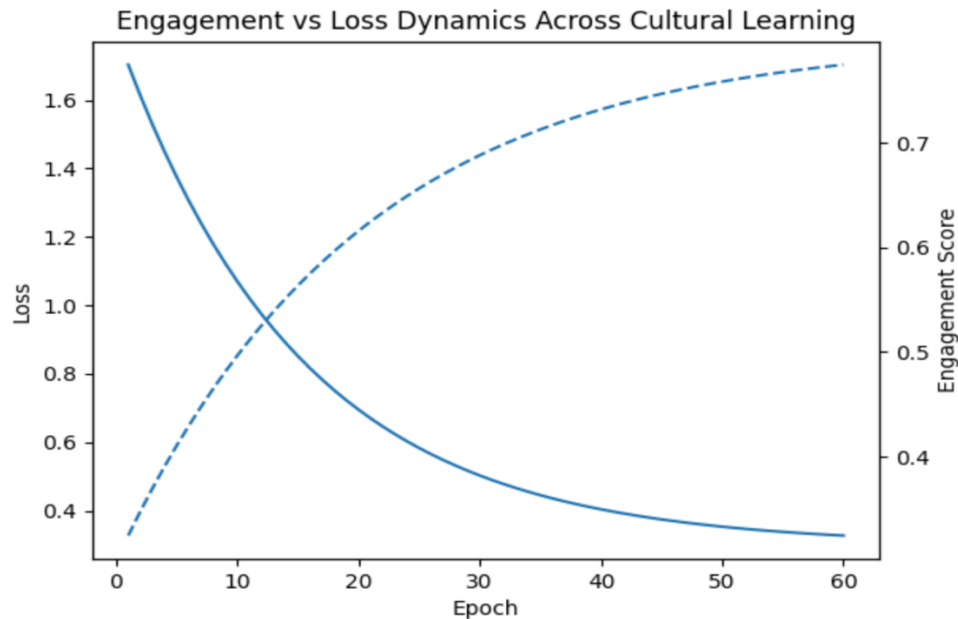


Figure 8. Dual-axis representation of student engagement and learning dynamics across epochs, illustrating the relationship between engagement levels and model performance in multicultural musical theatre education.

4.3. Heatmap-Based Pattern Analysis:

In order to dig deeper into the correlation between cultural representation and student engagement, the analysis with the help of the heatmap is performed. The heatmap will give a detailed visualization of the relation of various cultural groups with the major metrics of frequency and the engagement score. These findings can be demonstrated in Figure 9.

The heatmap will indicate both the cultural category and the analytical metrics (e.g., frequency and engagement) indicated on separate axes. The strength of every cell depicts the strength of a specific value, with stronger representation or high levels of engagement being represented through higher intensity. The visualization allows making an intuitively comparative analysis of several variables at the same time.

The values are normalized before visualization in order to make a fair comparison of various metrics. It is defined as the normalization process:

$$\text{Normalized Value} = \frac{x - x_{min}}{x_{max} - x_{min}}$$

Such transformation normalizes all values between 0 and 1, and this enables frequency and engagement to be viewed under one system.

The heatmap visualization shows that there are specific trends in cultural representation and student interaction. Some categories of cultures are highly influenced and hence highly engaged and efficiently impact student learning. Contrarily, intensity values of certain categories are lower implying that they are underrepresented or there is less interaction with students.

These trends are good indicators of effectiveness of various cultural components in the field of musical theatres education. An example of this would be the heatmap having high intensity regions where cultural material is frequently accessed and highly involving which can be used as a focus area in the curriculum. On the other hand, low-intensity areas reveal possible weaknesses that have to be increased.

Moreover, the heatmap adds to the results of bar charts and engagement graphs, by providing a multidimensional picture. It allows analyzing several variables at once and is, therefore, a successful tool of revealing hidden relationships within the data.

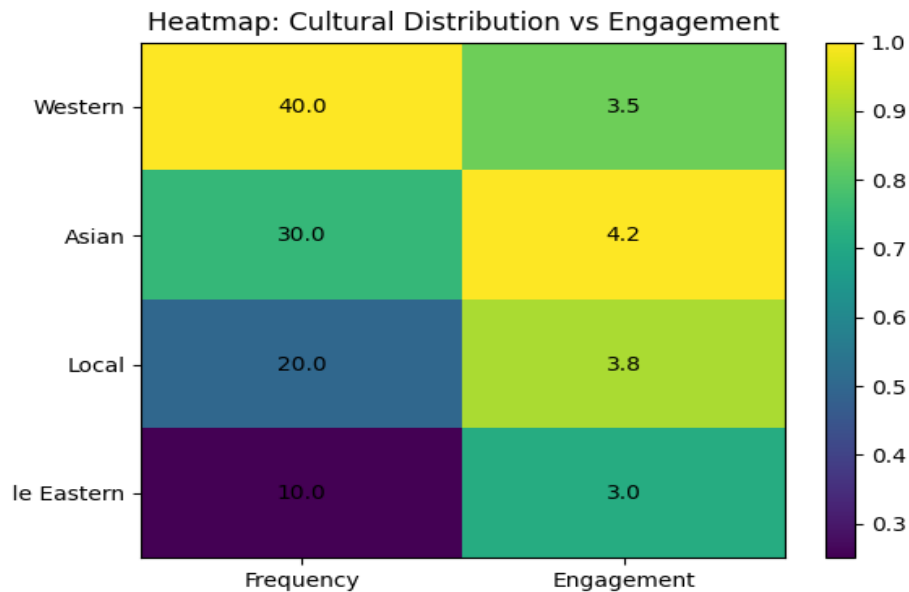


Figure 9. Heatmap illustrating the relationship between cultural distribution and student engagement across different cultural categories, where color intensity represents normalized values.

4.4. Insights and Discussion Pattern Mining:

The use of pattern mining methods in this research gives additional information regarding the links between multicultural factors and the involvement of students in the musical theatre learning. It was possible to identify the meaningful patterns and hidden relationships in the dataset using frequent pattern mining, association rule mining, and clustering analysis.

The common frequency analysis indicated that some combinations of cultural factors and styles of performances are more common than others. Such prevailing tendencies suggest that the musical theatre activities have leanings towards certain cultural representations. Although these patterns reveal popular content, they also show that diversity may have certain constraints as some cultural types are less represented compared to others.

Other important relationships revealed by the association rule mining were between the cultural features and the student engagement. A number of powerful rules were found, which is a sign that certain cultural groups have higher chances of contributing to an increased level of engagement. The support and confidence measures are used to evaluate these relationships whereby a high value shows strong and reliable relationships. As an example, some cultural styles appear to always have higher scores in engagement, which indicates that they are effective in making students more active and interactive.

The clustering analysis also helped give more information, since similar data instances were formed in terms of cultural attributes and engagement behavior. The findings revealed clear groups of students and performances, including highly engaged groups of students that were related to specific cultural styles and less effective ones that were related to underrepresented or less familiar cultural content. These groups allow pointing to differences in learning behavior and to the necessity of matching cultural material to preferences and exposure of students.

The overall results of the techniques prove that cultural diversity and student engagement are two phenomena that are strongly interdependent. There are cultural elements that are commonly represented as well as strongly associated with engagement, which could be regarded as the major driving forces of effective learning experiences. On the other hand, underrepresented cultures might need to be given more representation so as to enhance diversity and widen the exposure of the students.

These lessons, in terms of education, make good advice regarding curriculum development. With the help of pattern mining outcomes, teachers can gain an idea of which aspects of culture need to be highlighted, what also needs to be incorporated, and how the representation of various cultural groups can be balanced. This

evidence-based method will allow designing inclusive and involving musical theatre programs. Moreover, the findings justify the efficiency of the suggested framework in implementing the computational analysis with the multicultural education. Pattern mining usage is not only useful in deepening the knowledge of cultural dynamics but also helping to make informed decisions in the educational setting.

Table 4 displays the association rules that have been extracted with their support and confidence levels. The findings show that some cultural factors, including Western and folk styles, have a high dependency on the level of student engagement and interaction.

Table 4. Association rules extracted using pattern mining, showing relationships between cultural elements and student engagement along with their support and confidence value

Rule (A → B)	Support	Confidence	Interpretation
Western → High Engagement	0.40	0.75	Western cultural content is strongly associated with higher student engagement
Asian → Medium Engagement	0.30	0.68	Asian content shows moderate engagement levels among students
Local → High Participation	0.25	0.70	Local cultural elements increase student participation
Folk Style → High Interaction	0.20	0.72	Folk performance styles enhance interaction during activities
Contemporary → Mixed Engagement	0.15	0.60	Contemporary styles show varied engagement patterns

5. Conclusion

The paper proposed a new and evidence-based model on how pattern mining methods can be used to incorporate the multicultural approach into the teaching of musical theatre. The suggested solution can be seen as overcoming the shortcomings of the standard theatre education where the latter is frequently unstructured and lacks an assessment procedure.

The findings indicate that the process of cultural representation in musical theatre education is unequal with some cultural categories overrepresented and others underrepresented. The research was also successful in deriving meaningful relationships between cultural factors and student engagement through the implementation of pattern mining methods such as frequent pattern analysis, association rule mining and clustering. The results show that culturally relevant material has a great impact on the student engagement, communication, and the overall learning experience.

Moreover, the data visualization method through the application of bar charts, engagement graphs, and heat maps also gave an understandable and structured insight into the multicultural patterns and their educational influence. These analytical and visual understandings can empower teachers to make sound, evidence-based choices on how to improve curriculum design and inclusivity.

The value of this study is the creation of a unified framework that will provide a transition between multicultural pedagogy and artificial intelligence-based analysis. In contrast to the conventional methods, which are mostly based on qualitative evaluation, the given approach brings about quantitative measurements including diversity score, engagement score, support, and confidence to report on the cultural representation and learning outcomes in a systematic way.

The paper also identifies the opportunities of pattern mining methods in revealing the latent trends and favoring adaptive learning conditions. With the recognition of high-impact and engagement items of culture, teachers can create more inclusive, balanced, and effective musical theatre curriculum to meet the needs of a diverse student body.

To sum up, this study has shown that the combination of multicultural view with pattern mining is a powerful and scalable method of enhancing musical theatre education. The suggested framework will not only improve cultural diversity and student engagement but will also help to improve data-driven and intelligent educational systems.

6. Future Work

Further studies are possible by extending this study with bigger and more varied datasets, using more sophisticated methods of deep learning, and considering the use of adaptive learning in real time. Also, the accuracy and richness of the analysis of cultural patterns can also be further expanded with the integration of multimodal information like audio and video analytics.

References

1. J. A. Banks, *An Introduction to Multicultural Education*, 6th ed. Boston, MA, USA: Pearson, 2019.
2. G. Gay, *Culturally Responsive Teaching: Theory, Research, and Practice*, 3rd ed. New York, NY, USA: Teachers College Press, 2018.
3. Z. Hammond, *Culturally Responsive Teaching and the Brain*. Thousand Oaks, CA, USA: Corwin Press, 2015.
4. UNESCO, *Reimagining Our Futures Together: A New Social Contract for Education*. Paris, France: UNESCO, 2021.
5. OECD, *Global Competence for an Inclusive World*. Paris, France: OECD Publishing, 2020.
6. H. Nicholson, *Theatre, Education and Performance: The Map and the Story*. London, UK: Palgrave Macmillan, 2020.
7. P. Burnard et al., "Global perspectives on arts education," *International Journal of Music Education*, vol. 38, no. 4, pp. 500–512, 2020.
8. S. Gallagher and D. Freeman, "Drama education and cultural inclusion," *International Journal of Education & the Arts*, vol. 22, no. 5, 2021.
9. R. S. Baker and P. S. Inventado, "Educational data mining and learning analytics," in *Learning Analytics*. New York, NY, USA: Springer, 2020.
10. S. Romero and S. Ventura, "Educational data mining: A review of the state of the art," *IEEE Transactions on Systems, Man, and Cybernetics*, 2020.
11. S. K. Mohamad and Z. Tasir, "Educational data mining: A review," *IEEE Access*, vol. 9, pp. 123–145, 2021.
12. J. Han, J. Pei, and H. Tong, *Data Mining: Concepts and Techniques*, 3rd ed. Cambridge, MA, USA: Morgan Kaufmann, 2022.
13. [13] X. Chen et al., "A review of machine learning in education," *Computers & Education: Artificial Intelligence*, vol. 2, 2021.
14. G. Siemens, "Learning analytics: The emergence of a discipline," *American Behavioral Scientist*, 2020.
15. J. Blikstein, "Multimodal learning analytics," *Journal of Learning Analytics*, vol. 8, no. 2, 2021.
16. O. Zawacki-Richter et al., "Systematic review of artificial intelligence in higher education," *International Journal of Educational Technology in Higher Education*, vol. 16, no. 1, 2019.
17. L. Manovich, "Cultural analytics: Visualizing cultural patterns," *AI & Society*, vol. 35, no. 3, pp. 567–580, 2020.
18. M. Terras, "Digital humanities in practice," *Digital Scholarship in the Humanities*, vol. 35, no. 2, pp. 300–315, 2020.
19. D. M. Berry, *Digital Humanities: Knowledge and Critique in a Digital Age*. Cambridge, UK: Polity Press, 2021.
20. A. Kumar and P. Singh, "Artificial intelligence in creative arts education," *Education and Information Technologies*, vol. 28, pp. 3000–3015, 2023.
21. Y. Liu et al., "Text mining approaches for cultural data analysis," *Journal of Cultural Analytics*, vol. 7, no. 1, 2022.
22. R. S. Sutton and A. G. Barto, *Reinforcement Learning: An Introduction*, 2nd ed. Cambridge, MA, USA: MIT Press, 2020.
23. J. J. McAuley et al., "Data-driven cultural analysis using machine learning," in *Proc. ACM Conference*, 2021.
24. S. Kapoor and A. Narayanan, "AI and society: Cultural implications," *AI & Society*, 2023.
25. N. Zhang et al., "Cross-cultural data mining and knowledge discovery," *Knowledge-Based Systems*, vol. 210, 2021.